



Public Address System

Fireproof Ceiling Speaker System WA222



OWNER'S MANUAL

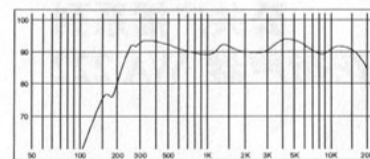
Thank you for purchasing PA speaker system of ABK series. All of ABK series products have been tested strictly before shipping. ABK series PA speaker system is widely used in hotel, trade building, supermarket, school, entertainment, etc. It's the most ideal choice of you! In order to facilitate installing, modulating and running please read this manual carefully before setup.

FEATURES:

- It is made of high-class steel and form by stamping;
- Equipped with wire leading case which is hard to burn for fireproof;
- 70/100V, rated power 3W, suitable for different field;
- Max. Sound Pressure Level $100 \pm 2\text{dB}$, Effective Freq. Range 200Hz - 14kHz;
- Weight 1.6 kg. Equipped with clamps for mounting convenient;
- With high sensitivity speaker unit ($92 \pm 2\text{dB}$), long life, sounds clear and sonorousness.

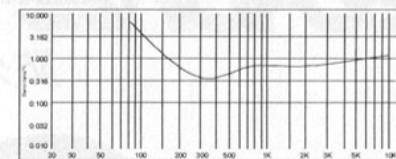
FREQ. RESPONSE

(dB SPL, 1W, 1m)

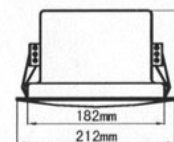


DISTORTION

(THD < 1.5% 1W, 1m, 200Hz-10kHz)



DIMENSIONS



INSTALLATION HOLE

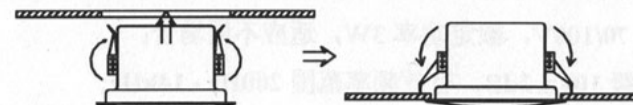


INSTALLATION

1. Cut a $\text{O}192\text{mm}-\text{O}196\text{mm}$ installation hole on ceiling as shown above.
2. Adjust the clamps of the speaker system for different ply of ceiling.
3. Connect audio broadcasting wire to the terminals according to the table below.

Power Terminals	Line Voltage	70V	100V
Red--- White		1.5W	3 W
Red--- Blue		3 W	6 W
Red---Black		5 W	—

4. Turn up the clamps of the speaker and insert them into the installation hole on ceiling and then release them as shown below. **Putting on your gloves for safety is recommended.**



5. Finally, examine whether it is steady.

Guangzhou DSPPA Audio Co., Ltd.