




**Public Address System
Ceiling Speaker System WA124**



OWNER'S MANUAL

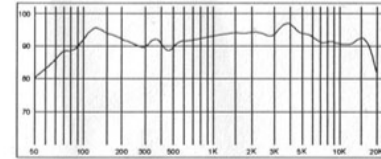
Thank you for purchasing PA speaker system of ABK series. All of ABK series products have been tested strictly before shipping. ABK series PA speaker system is widely used in hotel, trade building, supermarket, school, entertainment, etc. It's the most ideal choice of you! In order to facilitate installing, modulating and running please read this manual carefully before setup.

FEATURES:

- 70/100V, 2.5- 10W with multiple terminals, suited for different field;
- Max. Sound Pressure Level $100 \pm 2\text{dB}$, Effective Freq. Range 130Hz - 18kHz;
- Weight 1.0 kg, equipped with clamps for mounting convenient;
- Made of high quality engineering plastic, long-term durability, never out of shape and fade;
- Driver surround excellent damping, provided with high sensitivity ($93 \pm 2\text{dB}$), long life, sound clear and sonorousness.

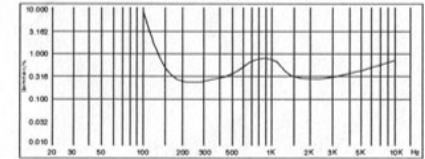
FREQ. RESPONSE

(dB SPL, 1W, 1m)

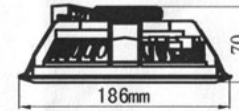


DISTORTION

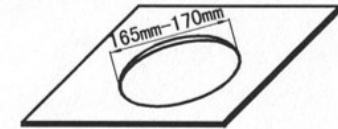
(THD < 1.5% 1W, 1m, 200Hz-10kHz)



DIMENSIONS



INSTALLATION HOLE



Install the Speaker System only need 9cm depth on your ceiling


INSTALLATION

1. Cut a $\varnothing 165\text{mm} - \varnothing 170\text{mm}$ installation hole on ceiling as shown above.
2. The clamps of the speaker system suited for different ply of ceiling:
3. Connect audio broadcasting wire to the terminals according to the table below.

Power Terminals	Line Voltage	70V	100V
Red--- Blue		2.5W	5W
Red --- White		5 W	10 W*

Notice: “*” While broadcasting wire is quite long and with high impedance only.

4. Turn up the clamps of the speaker and insert them into the installation hole on ceiling and then release them as shown below. Put on your gloves for safe is recommended.



5. Finally, examine whether it is steady.

Guangzhou DSPPA Audio Co., Ltd.