


OWNER'S MANUAL

Before operating, please read this manual completely.



PA2181P

PreAmplifier

Public Address System



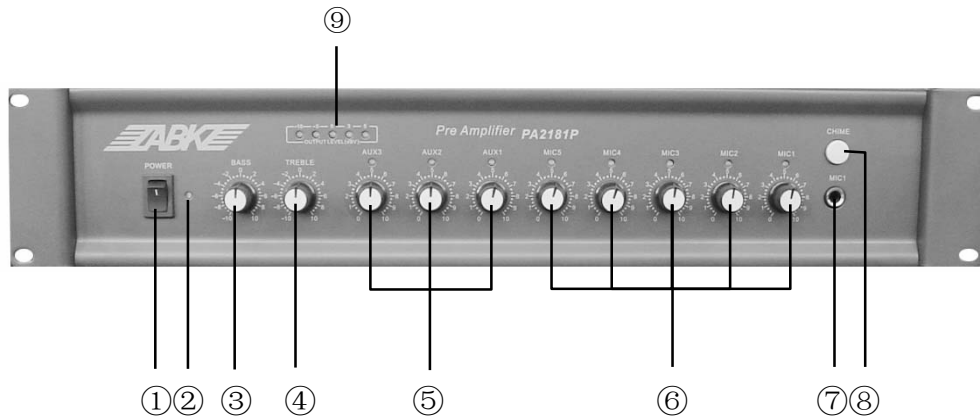
FEATURES

- | 5 Microphone inputs, 3 Auxiliary inputs, 2 Emergency inputs, 2 outputs.
- | Muting function.
- | Individual volume control.
- | Bass and Treble tone control.
- | A five-element LED level meter is provided for quick and easy visual monitoring of output level.
- | Manual chime out.

Left blank for memo

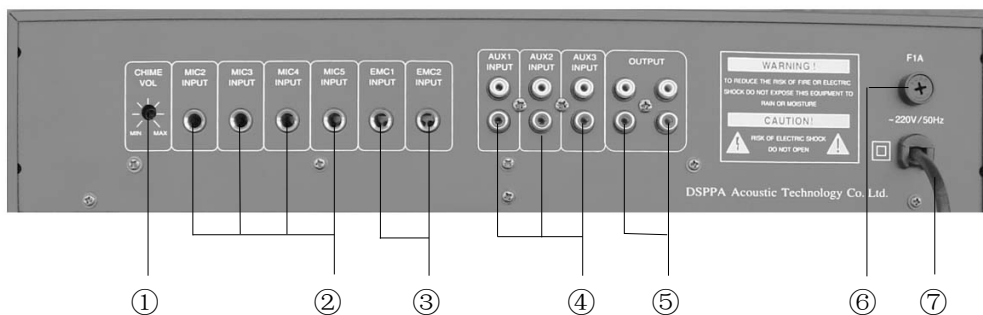


FRONT PANEL



- ① **Power** switch (1 is power on and the “power LED” is on)
- ② **Power** LED indicator
- ③ **Bass** control.
- ④ **Treble** control
- ⑤ **AUX 3, 2, 1** volume control
- ⑥ **MIC 5, 4, 3, 2, 1** volume control.
- ⑦ **MIC 1** input
- ⑧ **Chime** button
- ⑨ LED output level meter

REAR PANEL




- ① **Chime** volume
- ② **MIC 2, 3, 4, 5** inputs
- ③ **EMC 1,2** input
- ④ **AUX 1, 2, 3** inputs
- ⑤ **OUTPUT** jacks
- ⑥ **FUSE**.
- ⑦ **Mains Cable**

Muting & CHIME function

EMC inputs override the **MIC2, 3, 4, 5** and **AUX 1, 2, 3** signals automatically. And, **MIC1** input overrides the others input included **EMC** inputs automatically.

Press chime button once for issuing a string of chime before using **MIC** to broadcast.

CONNECTIONS



SPECIFICATIONS

Inputs	Mic 1, 2, 3, 4, 5: 2.5 mV, unbalanced Aux 1, 2, 3 : 250 mV, unbalanced
output	1V
Frequency response	20 Hz---20 kHz
Signal/ noise ratio	Mic input : 80 dB Aux input : 85 dB
Tone	Bass : $\pm 10\text{dB}$ at 100 Hz Treble : $\pm 10\text{dB}$ at 10kHz
Chime	Melody : “ 1—3—5—i— ”
Power Requirement	AC 220 –240 V/50~60 Hz
Dimensions	485×88×378 mm

Specifications are subject to be changed without notice.

CAUTION

- Do not put the vase full of water and similar things on the machine.
 - Please pull out the plug from the outlet when the machine is OFF state.
 - To reduce the risk of electric shock, do not remove the unit's cover.
- No user parts are inside. For services, refer to a qualified service person.