




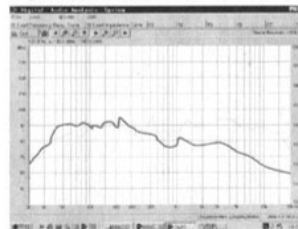
Public Address System

## Ceiling Woof Speaker System WA251

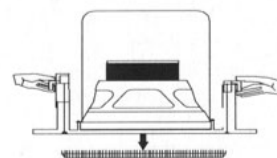


### FREQ. RESPONSE

(dB SPL, 1W, 1m)

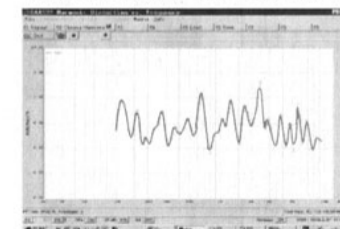


### TAKE AWAY NET

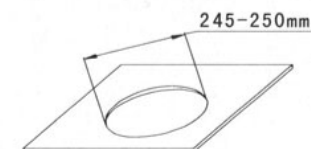


### DISTORTION

(THD<1.5% 1W, 1m, 50Hz-300kHz)



### INSTALL HOLE

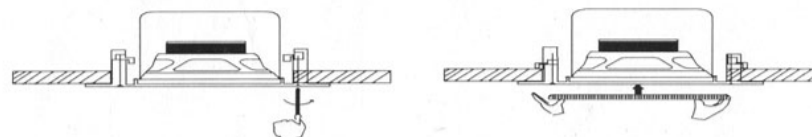


### INSTALLATION

- 1、 Press to ascend the method of the diagram trumpet net the crest outs.
- 2、 Cut a  $\varnothing 245\text{mm} \sim \varnothing 250\text{mm}$  installation hole on ceiling as shown above.
- 3、 Connect audio broadcasting wire to the terminals according to the table below.

Power / Voltage	70V	100V
Terminals		
Red---Black	10W	20W

- 4、 Push the loudspeaker into your ceiling, beat with screw tight, install the net.( see the following diagram)



- 5、 Adjust the direction of the set and examine whether it is steady.

## OWNER'S MANUAL

Thank you for purchasing PA speaker system of **ABK** series. All of **ABK** series products have been tested strictly before shipping. **ABK** series PA speaker system is widely used in hotel, trade building, supermarket, school, entertainment, etc. It's the most ideal choice of you! In order to facilitate installing, modulating and running please read this manual carefully before setup.

### FEATURES:

- Voltage 70/100V, Rated power 20W ;
- Max. Sound Pressure Level  $103 \pm 2\text{dB}$ , Effective Freq. Range 50Hz - 300Hz;
- It is made of high quality engineering plastic, long-term durability, never out of shape and fade;
- With high sensitivity speaker unit ( $90 \pm 2\text{dB}$ ), long life, sounds clear and sonorousness.

DSPPA ACOUSTIC TECHNOLOGY CO., LTD.